



SPECIAL POINTS OF INTEREST:

- Celebrating Resident Success
- NCVP Goes International!
- Website Revamp
- Specimen Sets!

INSIDE THIS ISSUE:

- NCVP at WAAVP PARaphernalia! 2
- Global case challenge 3
- Externs, in action 4
- Parasites on YouTube 4
- Small grants program grows 5

People

Congratulations Dr. Jesudoss Chelladurai

In December 2018, **Dr. Jeba Jesudoss Chelladurai**, NCVP Resident at Iowa State University (ISU), successfully passed the board examination in veterinary parasitology through the American College of Veterinary Microbiology, becoming a parasitology diplomate of the ACVM.

Jeba's board preparation was led by Dr. Matt Brewer, an Assistant Professor at ISU. Prior to beginning her residency and PhD program, Jeba graduated at the top of her veterinary class at Madras Veterinary College in India and earned a master's degree in microbiology from North Dakota State University. She plans to complete her PhD in veterinary parasitology at ISU and then continue in academia with a career that combines her passions for parasitology research and diagnostics.



Dr. Jeba Jesudoss Chelladurai

Way to go, Jeba!

Dr. Pulaski heads North...to Georgia!



Dr. Cassan Pulaski


After completing the research phase of her PhD at Louisiana State University under the guidance of Dr. Jack Malone, **Dr. Cassan Pulaski**, the Merck Resident in Veterinary Parasitology, accepted a post-doctoral position at the University of Georgia where she will lead the diagnostic service, sharing her expertise in all things parasitology.

The parasitology group at UGA provides an ideal environment for Cassan, with three ACVM (Parasitology) board certified faculty and active research groups that focus on anthelmintic resistance and sustainable approaches to parasite control.

Congratulations Cassan—and Go Dawgs!



UNIVERSITY OF GEORGIA



The Road to Madison...

NCVP heads to WAAVP



With plenty of PARAphernalia in tow, the NCVP team is headed to Madison, Wisconsin for the World Association for the Advancement of Veterinary Parasitology international symposium to be held July 6-11, 2019.

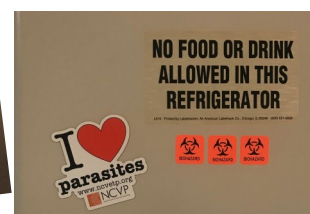
The informational table will be back and stocked with plenty of tattoos, refrigerator magnets, pens, and even stickers and magnets for showing your Parasite Pride!

Be sure to stop by and say hello! Our residents are always happy to talk about parasites. (And be sure to check out our interactive case session too!)

See you soon!



**New for 2019—
The Circle of Lice tattoo!**



Be on the lookout for I ❤️ Parasites stickers and magnets!

ParaWEBSITE Delight!

We all know parasites can be beautiful, and they deserve a website just as lovely to showcase their charms. With a refreshed, streamlined look and reorganized material, the NCVP site is more easily navigable than ever.

In just a click and a hover, you'll find information about all the parasite images in the database. Request forms for specimens or photos are readily located, residency and grant application information is prominently featured, and most exciting – the Cases of the Months are now entirely interactive with archives going back to 2012.

Check out the newly upgraded NCVP site at ncvetp.org. **Enjoy!**



Case of the Month

March 2019



Figure 3. Focused on internal structure. Two irregularly arranged chitinous claws were seen inside the egg. 400x magnification.

What's your diagnosis?

Fascioloides magna

Fascioloides magna adults. Also known as the giant liver fluke, mature flukes measure 4-10 cm in length x 2-3.5 cm in width.



NCVP®

Spring 2019 NCVP Board Meeting

Another Spring, another NCVP Board Meeting! What could be better than gathering with friends and colleagues to plan for the promotion of parasitology.

We discussed the success of our recent outreach efforts and developed some new initiatives. A major topic of focus was the NCVP presence at WAAVP in Madison, Wisconsin. The board was enthusiastic about NCVP representation on the international stage, and all are excited to see plans come to fruition.

Dr. Doug Carithers (BI), Dr. Lindsay Starkey (Auburn), Dr. Anne Zajac (VT), Dr. Chris Adolph (Zoetis), Dr. Susan Little (OSU), Dr. Mason Reichard (OSU), Dr. Lisa Young (Elanco), Dr. Byron Blagburn (Auburn), Dr. Kelly Allen (OSU), Dr. Tim Geary (McGill), and Dr. Joe Hostetler (Bayer), at the spring meeting.



Join Us for a Global Case Challenge



Parasite Case Discussions

A case-based clinical parasitology experience combining parasite fun and audience participation (anonymously—it's clickers!)

Thursday July 11th
12:30-13:30

Join your colleagues for entertaining and challenging clinical case quiz questions

Bring your diagnostic expertise!

Lunch provided courtesy of the
National Center for Veterinary Parasitology

The NCVP Residents have been hard at work curating their favorite diagnostic parasitology cases from the past year to share with the entire WAAVP membership.

If previous years are any indication, then this session is sure to both amaze and entertain. Dr. Dwight Bowman, NCVP Board Member and Parasitologist Extraordinaire, will again be serving as our faithful emcee, keeping the session moving and the audience in line.

This year will be particularly special as a few of our European colleagues have agreed to contribute cases.


Come share in the love of all things parasite (and maybe even learn a little something along the way.)

We are looking forward to seeing everyone in Madison!

NCVP Externships for 4th Year Veterinary Students



Veterinary students with a fondness for veterinary parasitology are welcome to participate in 4th year externships hosted by NCVP Board members. During the 3-week training, externs participate in three areas vital to the field: diagnostics, research, and teaching. There is flexibility within rotations if a student prefers one aspect over another, or if a heavier focus in one area will be more beneficial in their planned career path.



Lauren Page, 4th year veterinary student at Virginia Tech, prepares to identify ticks as part her research project at OSU.

Ariel McCoy-Nwachukwu, 4th year veterinary student at University of Tennessee, celebrates the completion of her externship...with a flea life cycle cake! Del-itch-ious!

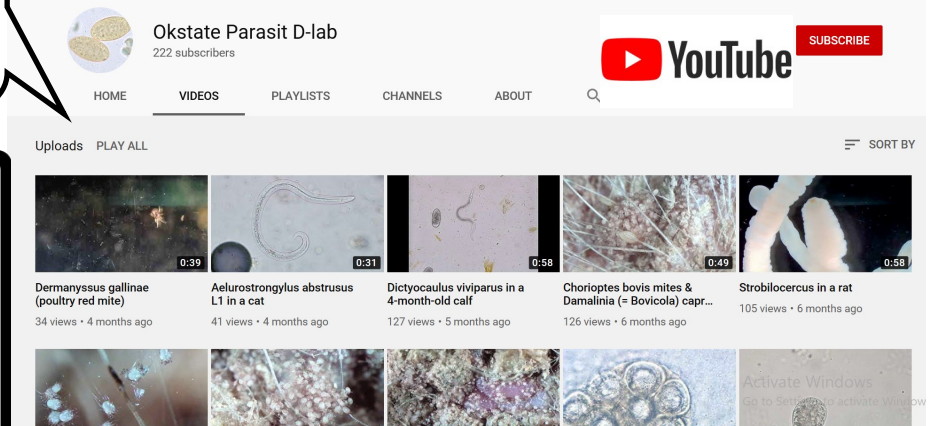


Oklahoma State NCVPers had the pleasure of hosting Lauren Page from Virginia Tech in February–March 2019. Lauren’s rotation was research intensive and involved the identification of many, many ticks from across the United States.

Chinyere (Ariel) McCoy-Nwachukwu from the University of Tennessee externed at OSU from March–April 2019. Ariel trained in the diagnostic lab, helped teach veterinary students, and conducted Baermann’s on many, many deer scat samples as part of her research project.

Thanks for loving veterinary parasitology, Lauren and Ariel! **We loved hosting you!**

Did you know that Dr. Nagamori has a parasitology YouTube channel?



Scan the QR code to visit the site.



SCAN ME

Featuring videos of cool parasites on the move and diagnostic how-tos, this channel is a wealth of parasitology fun. Thank you for sharing it with us Dr. Nagamori!

Research



NCVP Small Grants Continue to Grow!

In Fall 2018, we received even more grant applications in the **sixth cycle** of our small grants program to support AAVP researchers. Special thanks to the American Heartworm Society for their continued partnership in this effort.

Student involvement is required for every project along with an expectation that findings will be presented at the annual AAVP meeting. **Researchers and projects supported for the 2018/2019 NCVP Small Grants Program** are listed below. Congratulations to you all!

- **Jennifer Cain**, University of Kentucky - Mapping the intestinal microbiome of *Parascaris* spp.: A pilot study
- **Dr. Brian Herrin**, Kansas State University - Detection of *Trypanosoma cruzi* infection in *Triatoma* spp. insects, raccoons, and zoo mammals in northeastern Kansas
- **Dr. Erica Macktinger**, Penn State University - Genetic analysis of *Sarcoptes scabiei* in Pennsylvania black bears and canids
- **Dr. Andrew Peregrine**, University of Guelph - Evaluation of the prevalence of *Echinococcus multilocularis* and other intestinal parasites in dogs, and risk factors for infection, in southern Ontario
- **Dr. Roger Prichard**, McGill University - Development of an in vitro diagnostic test for macrocyclic lactone drug resistance in *Dirofilaria immitis*

Be on the lookout for our 2019 request for proposals later this year! Announcements will be made on the website and via email.

About the National Center for Veterinary Parasitology

Veterinary parasites impact human health and society in many ways. With the generous support of our sponsors, the National Center for Veterinary Parasitology works to promote greater understanding and control of parasitic diseases in animals through innovative partnerships between academia and industry. Housed in the Center for Veterinary Health Sciences at Oklahoma State University, the center strives to create future generations of veterinary parasitologists, conduct targeted research, and provide diagnostic and consulting services worldwide. To learn more, please visit www.ncvetp.org.

