

SPECIAL POINTS OF INTEREST:

- **Welcome Antech Diagnostics**
- **Changes to NCVP Board**
- **Two New Residents**
- **New Roles for NCVP Graduates**

INSIDE THIS ISSUE:

- Introducing NCVP Residents 3
- New Opportunities 4
- Onward and Upward 5
- Summer Recap 6
- Fall NCVP Advisory Board Meeting 7

Gratitude and Welcome to Antech Diagnostics

With great enthusiasm, we announce Antech Diagnostics as the newest NCVP sponsor! With more than 35 years in the industry, Antech has an exceptional reputation for its commitment to animal diagnostics, including parasitology and its desire to support veterinary care teams in providing healthier pets.



Dr. Pablo Jimenez Castro, DVM, PhD, DACVM (Parasitology) is the Director of Parasitology Medical Operations at Antech and will serve as Antech’s representative on the NCVP advisory board. Dr. Jimenez Castro is a veterinarian and an ACVM diplomate in parasitology, with experience working closely with veterinarians and other parasitologists.



The NCVP is grateful to Antech and all the current sponsors for their support, which has allowed the growth of clinical parasitology education, research, and service programs!

Welcome aboard Antech Diagnostics!

The NCVP Advisory Board is Expanding

With the addition of a sixth industry sponsor, NCVP is thrilled to welcome another academic board member! **Dr. Ashley McGrew**, DVM, PhD, DACVM (Parasitology) has been on faculty at Colorado State University (CSU) since 2015 and currently oversees the Parasitology Section of the CSU Veterinary Diagnostic Laboratory. Another critical role for Ashley is her teaching of veterinary parasitology to not only DVM students, but graduate and undergraduate students as well. Dr. McGrew earned her undergraduate degree from the University of Northern Colorado (Greeley, CO) before going on to receive both her DVM and a PhD from CSU. Ashley has collaborated with the NCVP historically as a recipient of funds from the competitive NCVP grant program, and her expertise in parasites of wildlife and marine animals as well as her love for parasite diagnostics will bring valuable insights to the NCVP programs as they continue to expand.



COLORADO STATE UNIVERSITY

Passing the Torch

Dr. Doug Carithers, an outstanding NCVP advocate and board member from Boehringer Ingelheim Animal Health, has announced his retirement from the NCVP Board. The NCVP stands strong in thanks to board members such as Dr. Carithers and we are forever grateful for his many years of service!



Dr. Carithers is passing his NCVP seat to **Dr. Cameon Ohmes**, DVM, MS, MBA, DACVIM-LA. Cameon is a Senior Associate Director in Technical Affairs at Boehringer Ingelheim. A DVM graduate of Kansas State University and board-certified large animal internist, Dr. Ohmes also holds a master's degree in biomedical sciences and a Master in Business Administration (MBA). In her daily work at Boehringer, Dr. Ohmes leads companion animal medical education and technical strategic initiatives. Beyond this, she supports the Master of Professional Studies – Veterinary Parasitology program at Cornell University and has been a mentor to veterinary students at varying universities since 2017.




Welcome to the advisory board, Dr. Ohmes!



The Case Must Go On!

Do you have an interesting case you'd like to share with your colleagues? Since 2012, the NCVP's Case of the Month is published on ncvetp.org, and we want to highlight your recent finds. **Please email ncvp@okstate.edu if you would like to learn more or contribute a case.**



May 2024

The serpent's parasitic peril

A fecal sample from a 5-year-old male corn snake (*Pantherophis guttatus*) was submitted to the parasitology diagnostic lab at OADL-Oklahoma for a general wellness examination. The fecal sample was soft, containing digested tissue and hair. Centrifugal flotation with Sheather's sugar solution revealed the following:

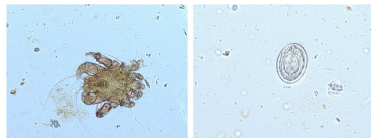


Image 1: Specimen 1 found on fecal float
Image 2: Specimen 2 found on fecal float

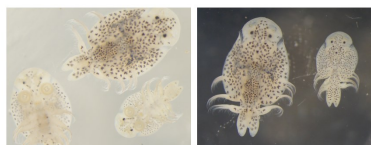
What's your diagnosis?

September 2024

A sunfish's silent struggle

A sunfish (*Lepomis* spp.) kept in a freshwater aquarium at a zoological collection in Texas was found deceased with bloody lesions across its body. The ~13,000 gallon community aquarium housed sunfish, gar, large-mouth bass, catfish, and turtles, many of which were locally acquired. These small but grossly visible organisms were removed from a section of gill on necropsy and sent to the diagnostic lab for identification.

Thanks to Rachel Busseman PhD, DVM Class of 2025 and her supervisor Dr. Gui Verocai DVM, MSc, PhD, DACVM (Parasitology) at Texas A&M for contributing to this case.



What's your diagnosis?

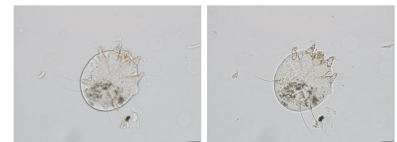
July 2024

Feline misfortune

Several cats were taken to a Florida animal shelter with skin lesions on their ears, face and neck. Severe crusting and lichenification was observed on the pinna, with some of the cats unable to open their eyes due to the severity of the lesions.

Skin scrapings were taken from 4 different cats revealing the following:

Case contribution: Dr. Sarah Myers NCVP-Resident



More Welcomes in Store for TWO New Residents

The NCVP is delighted to announce the selection of our two newest residents!



Dr. Daniel Felipe Barrantes Murillo, DVM, MSc, PhD, DACVP (Anatomic) was named the IDEXX Resident in Veterinary Parasitology and will complete a two-year training program under the guidance and mentorship of Dr. Kathryn Duncan at Oklahoma State University. Originally from Costa Rica, Daniel earned his DVM in 2016 from the National University of Costa Rica and went on to complete a MSc from the University of Costa Rica studying arboviruses in bats and birds. He completed both his anatomic pathology residency (DACVP, 2023) and PhD (2024) at Auburn University, focusing on heartworm infection in companion animals. During the parasitology residency, Daniel plans to further hone his expertise in vector-borne infections while also preparing for the ACVM-Parasitology exam.

Welcome Daniel—so excited to have you in parasitology!



OKLAHOMA STATE UNIVERSITY

Dr. Vishnu Manikantan, BVSc & AH was named the Elanco Resident in Veterinary Parasitology and will complete a two-year training program at Purdue University under the leadership of Dr. Sriveny Dangoudoubiyam. Originally from India, Vishnu earned his BVSc from Kerala Veterinary and Animal Sciences University in 2018. He is currently a PhD student and parasitology resident at Purdue conducting research on the raccoon roundworm, *Baylisascaris procyonis*. During this next phase of his training, Vishnu looks forward to refining his already strong knowledge of clinical parasitology in preparation for the ACVM board exam as well as contributing to the development of new strategies to combat raccoon roundworms and other zoonotic parasites.



Congratulations Vishnu—we are thrilled to be working with you!



Promotion for a Deserving Resident



Dr. Sawsan Ammar, Merck Animal Health (MAH)
Resident in Veterinary Parasitology, joined Dr. John



Gilleard's laboratory at the University of Calgary Faculty of Veterinary Medicine (UCVM) in December 2022 as a postdoctoral associate. After working for over a year on using mass spectrometry in parasitology diagnostics, she recently accepted an offer to serve as an Assistant Professor of teaching and Clinical Parasitologist at the Diagnostic Services Unit (DSU) at the UCVM. Alongside her NCVP residency, this position will allow her to establish a veterinary parasitology diagnostic lab at the DSU and teach parasitology to DVM and graduate students at various levels. Prior to joining Dr. Gilleard's lab, Sawsan completed her veterinary degree and MS from Sadat City University in Egypt, followed by her PhD and a postdoctoral appointment at the University of Tennessee working on various protozoan parasites.



**UNIVERSITY OF
CALGARY**

Congratulations, Dr. Ammar!

Wonderful News from an NCVP Alumnus

Congratulations to **Dr. Jeba Jesudoss Chelladurai**, the former NCVP Resident in Veterinary Parasitology!

She has recently joined Auburn University as an Assistant Professor of Veterinary Parasitology. Auburn has a history of outstanding veterinary parasitologists, and Dr. Jesudoss Chelladurai is sure to add to the legacy. Prior to this role, she served as an Assistant Professor at Kansas State University's College of Veterinary Medicine, where she was integral in advancing research and education in parasitology. Dr. Jesudoss Chelladurai completed her PhD training and parasitology residency at Iowa State University with Dr. Matt Brewer. Her transition to Auburn University marks an exciting new chapter in her career, and she is poised to continue making significant contributions to the field of parasitology.






AUBURN UNIVERSITY

Onward and Upward for Recent Residents

Within weeks of completing their residency programs, both **Dr. Timothy Wu**, former IDEXX resident in Veterinary Parasitology, and **Dr. Nicole Szafranski**, former Zoetis resident in Veterinary Parasitology, have begun making an impact in the veterinary parasitology community.

After successfully defending his PhD and concluding his NCVP residency this past summer, **Dr. Timothy (Timi) Wu** has taken on the role of lecturer at Cornell University. Timi serves as the faculty leader for the core veterinary parasitology course for 2nd year veterinary students. This 12-week course covers a plethora of parasites. Dr. Wu hopes to not only impart the required knowledge of parasitology to our future DVMs, but he wants to be a mentor and advisor, hoping to inspire the next generation of veterinarians to take an interest in becoming parasitologists themselves.



Cornell veterinary students are lucky to have you, Timi!

Upon finishing her parasitology residency at The University of Tennessee's College of Veterinary Medicine (UT-CVM), **Dr. Nicole Szafranski** is now an Attending Veterinarian and Medical Director at East Tennessee Clinical Research (ETCR), a contract research organization. She is working alongside former NCVP board member and boarded parasitologist, Dr. Craig Reinemeyer, and will be responsible for animal care and oversight on a multitude of veterinary parasitology clinical studies. While at UT-CVM, Nicole was mentored by veterinary parasitologists, Dr. Rick Gerhold and Dr. John Schaefer, and her recently successful PhD defense focused on the epidemiology of *Toxoplasma gondii* in North American waterfowl species.

We are thrilled to see Dr. Szafranski enter this new role and cannot wait to see what she achieves!



NCVP Residents Travelled Internationally for Parasitology Summer Course



Dr. Sarah Myers, Boehringer Resident in Veterinary Parasitology, and **Dr. Timothy Wu**, former IDEXX Resident in Veterinary Parasitology, were accepted to the 10th edition of the Summer Course in Parasitology (X ParSCo) in Basilicata, Italy which is organized by the Parasitology Unit of the Department of Veterinary Medicine, University of Bari (Italy). For an action-packed week, they performed parasitology field work and learned from accomplished parasitologists. This one-of-a-kind course is focused on parasites, arthropod vectors, and transmitted pathogens in the Mediterranean area. For more information about this course, you may email parscobari@gmail.com.

The Summer Recap

In July, the NCVP joined colleagues at the annual American Association of Veterinary Parasitologists (AAVP) meeting in Atlanta, Georgia. The program was packed with engaging speakers and informative research. We thank the conference organizers, particularly **Dr. Heather Stockdale Walden**, for a wonderful event!



The NCVP held their annual Resident Case Session on Monday afternoon this year so more attendees could participate and enjoy lunch. Six parasitology residents—**Dr. Sawsan Ammar, Dr. Sarah Myers, Dr. Kamilyah Miller, Dr. Cameron Sutherland, Dr. Vishnu Manikantan, and Dr. Tiana Sanders**—from five different

institutions presented cases that wowed the crowd! From *Serratospiculum* sp. in a Peregrine Falcon to *Orchopeas howardi* from a miniature Dachshund, we all learned something new. We are especially grateful to **Dr. Tim Geary**, past NCVP board member and forever parasite enthusiast, on his contributions as a moderator. Thanks to all the participants for the hard work in creating and presenting their case!



Pictured left to right, top row: Drs. Tiana Sanders, Sarah Myers, Cameron Sutherland, Kamilyah Miller, Vishnu Manikantan, Sawsan Ammar. Bottom row: Drs. Timothy Geary and Kathryn Duncan.

Fall Meeting Report

In early October, the NCVP Advisory Board and Residents gathered once again at Oklahoma State University in Stillwater, Oklahoma to discuss the year's events, hear updates from the residents, select the 2024 grant recipients, and celebrate our annual achievements. There were a few new faces and lots of fun to be had!

Of note, we honored **Dr. Doug Carithers**, former NCVP board member and representative for Boehringer Ingelheim. Dr. Carithers will be greatly missed, and we wish him the best in his retirement!



Pictured left to right, back row: Drs. Daniel Barrantes Murillo, Gui Verocai, Matt Brewer, Cameon Ohmes, Andrew Peregrine, Pablo Jimenez Castro, Wade Burton, Vishnu Manikantan, and Sawsan Ammar. Front row: Drs. Lindsay Starkey, Kathryn Duncan, Jessica Rodriguez, Kellee Sundstrom, Sarah Myers, Jenifer Edmonds, and Ruth Scimeca.

The current NCVP residents—**Dr. Sarah Myers, Dr. Sawsan Ammar, Dr. Vishnu Manikantan, and Dr. Daniel Barrantes Murillo**—shared exciting updates in their training and research programs. During their annual value-add training sessions, **Dr. Andrew Peregrine**, current NCVP board member and Associate Professor at Ontario Veterinary College, co-led a training session with **Dr. Kathryn Duncan** titled, "Writing Effective Exam Questions," which provided advice on writing multiple choice questions through their experience on the ACVM Exam and Review Committees. Additionally, **Dr. Susan Little**, NCVP co-founder, spent a few hours helping prepare our current residents for board examinations.



The NCVP is lucky to have such dedicated board members willing to give back to our residents!

About the National Center for Veterinary Parasitology

Veterinary parasites impact human health and society in many ways. With the **generous support of our sponsors**, the National Center for Veterinary Parasitology works to promote greater understanding and control of parasitic diseases in animals through innovative partnerships between academia and industry.



Housed in the College of Veterinary Medicine at Oklahoma State University, the Center strives to create future generations of veterinary parasitologists, conduct targeted research, and provide diagnostic and consulting services worldwide. To learn more, please visit ncvetp.org.



COLLEGE OF
VETERINARY MEDICINE



NCVCP

National Center for Veterinary Parasitology